



# The Economic Value of Muskegon Community College

REFLECTS FISCAL YEAR 2018-19



## ECONOMIC IMPACT ANALYSIS

♣ = 100 jobs

1 out of every **67**

jobs in the MCC Service Area is supported by the activities of MCC and its students



### Alumni impact

Impact of the increased earnings of MCC alumni and the businesses they work for

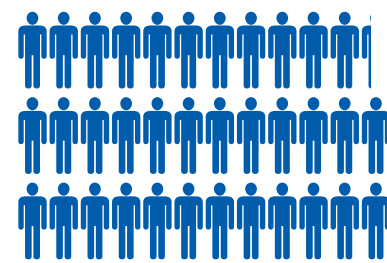
**\$228.2 million**

Added income

an economic boost similar to hosting the World Series  
38x

- OR -

3,529 Jobs supported



**MCC TOTAL ANNUAL IMPACT**

**\$261.6 million**

Added income

- OR -

**4,083**

Jobs supported



### Operations spending impact

Impact of annual payroll and other spending

**\$29.1 million**

Added income

enough to buy **867** new cars

- OR -

451

Jobs supported



### Student spending impact

Impact of the daily spending of MCC students attracted to or retained in the region

**\$4.3 million**

Added income

enough to buy **343** families\* a year's worth of groceries

- OR - 103 Jobs supported



\* family of four

### About MCC

4,696 Credit Students

2,253 Non-Credit Students

417 Employees

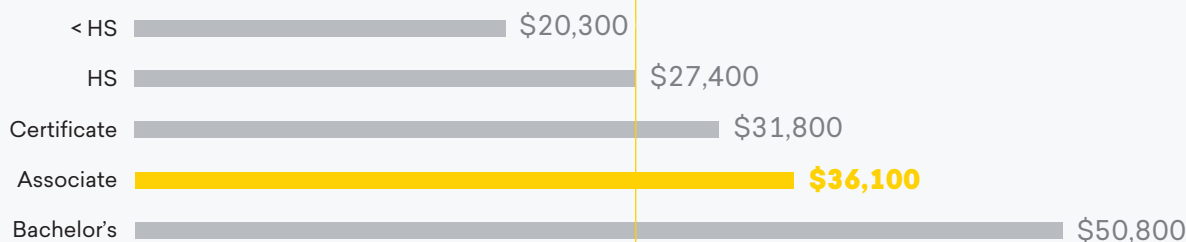


The MCC Service Area



## INVESTMENT ANALYSIS

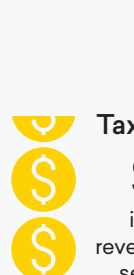
The average associate degree graduate from MCC will see an increase in earnings of **\$8,700** each year compared to someone with a high school diploma working in Michigan.




For every \$1...



Students gain **\$6.10** in lifetime earnings



Taxpayers gain **\$2.40** in added tax revenue and public sector savings



Society gains **\$11.40** in added state revenue and social savings

